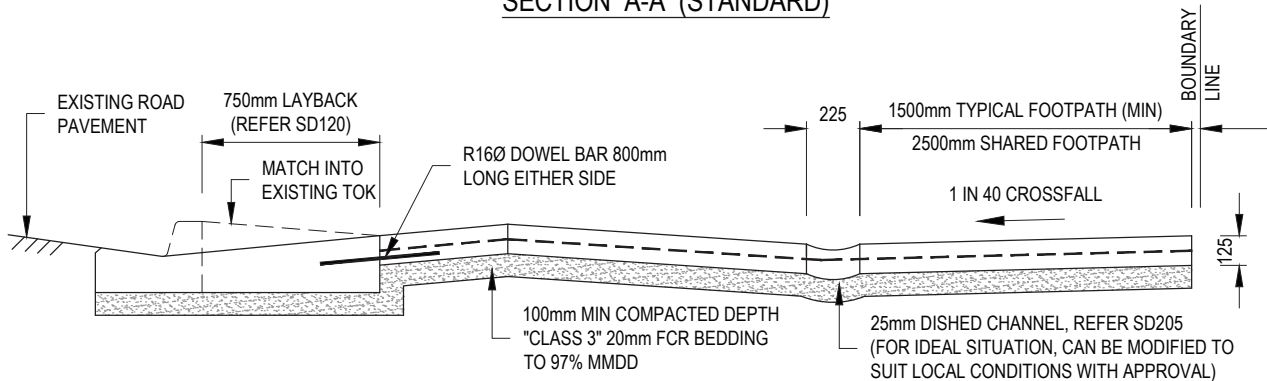


SECTION A-A (STANDARD)





SECTION A-A (REVERSE FALL)

(ONLY TO BE USED WITH COUNCIL APPROVAL)

NOTE:

1. FOR GRADES STEEPER THAN 1 IN 10 REFER CLAUSE 12.9.1.4. LAYBACK & CROSSOVER, TO BE CONSTRUCTED IN PLAIN CONCRETE ONLY (NO COLOURED CONCRETE BEYOND PROPERTY BOUNDARY)
2. T.O.K. DENOTES TOP OF KERB
3. FOR STEEP TERRAIN CONTACT THE COUNCIL FOR GUIDANCE.
4. REFER SD235 FOR DETAILS TO RETROFIT VEHICLE CROSSING INTO EXISTING.

LEGEND:

- EXPANSION JOINT 
- WEAKENED PLANE JOINTS 

ALL MEASUREMENTS IN MILLIMETRES

NEW RESIDENTIAL SINGLE VEHICLE CROSSING DETAIL

LAST UPDATED 26/02/2020

SD 240

NOT TO SCALE

Infrastructure Design Manual Standard Drawings



A copy of the Infrastructure Design Manual can be viewed on the Design Manual website www.designmanual.com.au