



# Application for a Stock Crossing permit

## Section 1: APPLICANT DETAILS

Name:						
Postal address:						
	Town:				Postcode:	
Telephone No.	(H)		(W)		(M)	
Email address:						

## Section 2: CROSSING DETAILS

Location of crossing (between two properties):			
Livestock being crossed:		Size of herd/flock:	
How many times will the crossing be used in a year?		When will the crossing be used? (throughout whole year, summer only, winter only etc)	
Will the crossing be used after sunset and before sunrise?	<input type="checkbox"/> Yes <input type="checkbox"/> No	Will closure of the road, or part of the road, to vehicular traffic be required?	<input type="checkbox"/> Yes <input type="checkbox"/> No
Does the crossing provide a direct link to the gateways of the two stock lots?	<input type="checkbox"/> Yes <input type="checkbox"/> No	If not a direct link, how far away from the proposed stock crossing are the gateways to the two stock lots?	

## Section 3: CHECKLIST

<input type="checkbox"/> Site map of crossing	<input type="checkbox"/> Public Liability insurance (\$20,000,000 minimum)
---	--

## Section 4: DECLARATION This form must be signed.

A. I declare that I am the applicant and all information given is true and correct.	Applicant signature:	Date:
---	----------------------	-------



**Brief Description of Approved Sign(s):**

(Include only approved signs. Delete non required signs)



hinged  
↓

R1-V6  
Type 1: Folding  
900 x 900 mm



R1-V6  
Type 2:  
Non-Folding  
900 x 900 mm



R1-V5-1  
750 x 900 mm



W5-38  
"B" Size  
750 x 750 mm



W8-22  
"B" Size  
750 x 500 mm

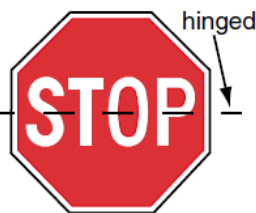


W5-V131  
"B" Size  
1200 x 2151 mm



T1-19  
"A" size  
900 x 600 mm

(Only to be used in Low Use Stock Crossing sites)



hinged  
↓

R1-V1  
"B" Size  
750 x 750 mm

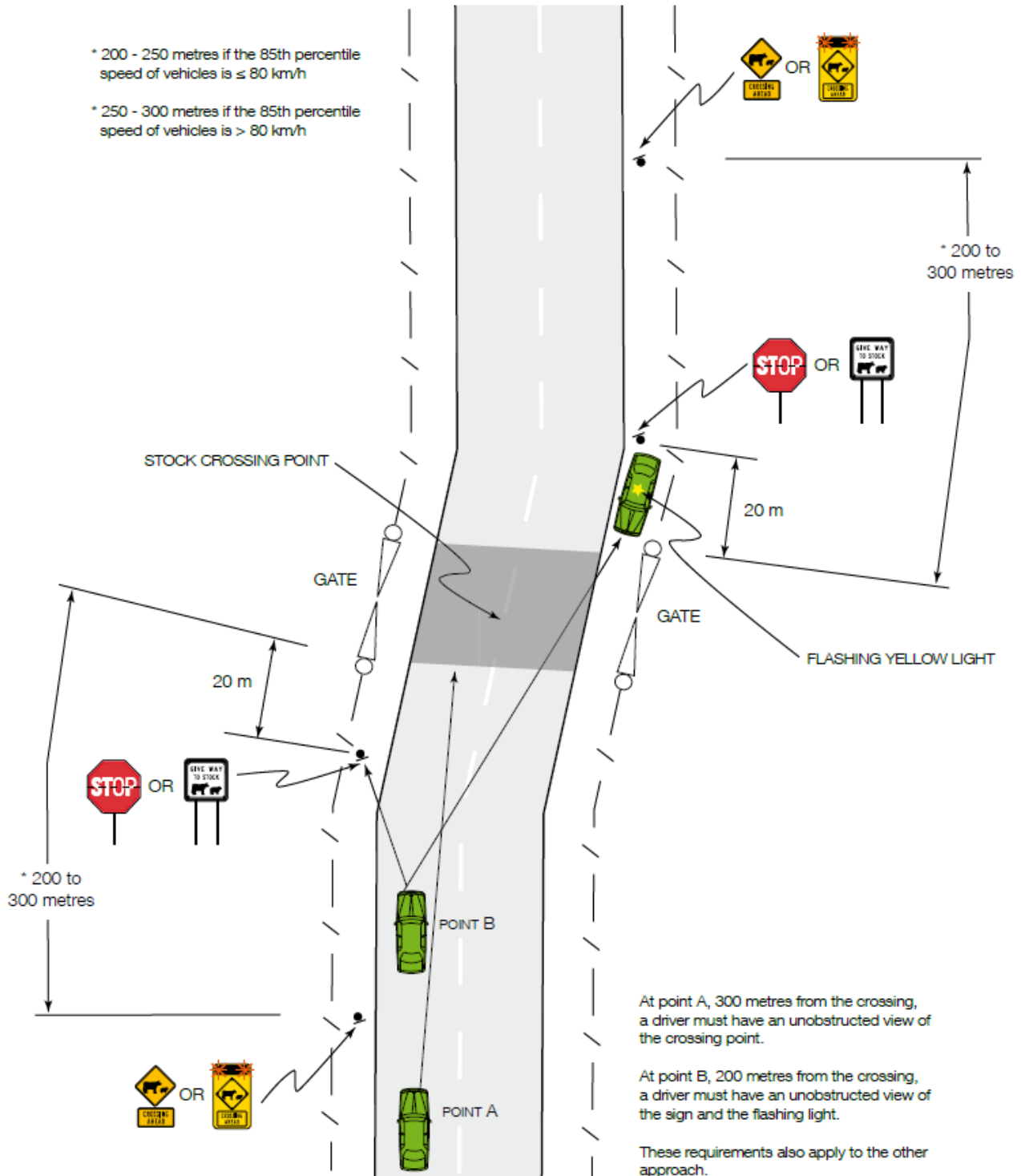
(Only to be used in exceptional circumstances)

## Location of Sign(s) and Lighting:

(Determine if High Use or Low Use and choose appropriate Figure Reference. Delete the Other Figure Reference)

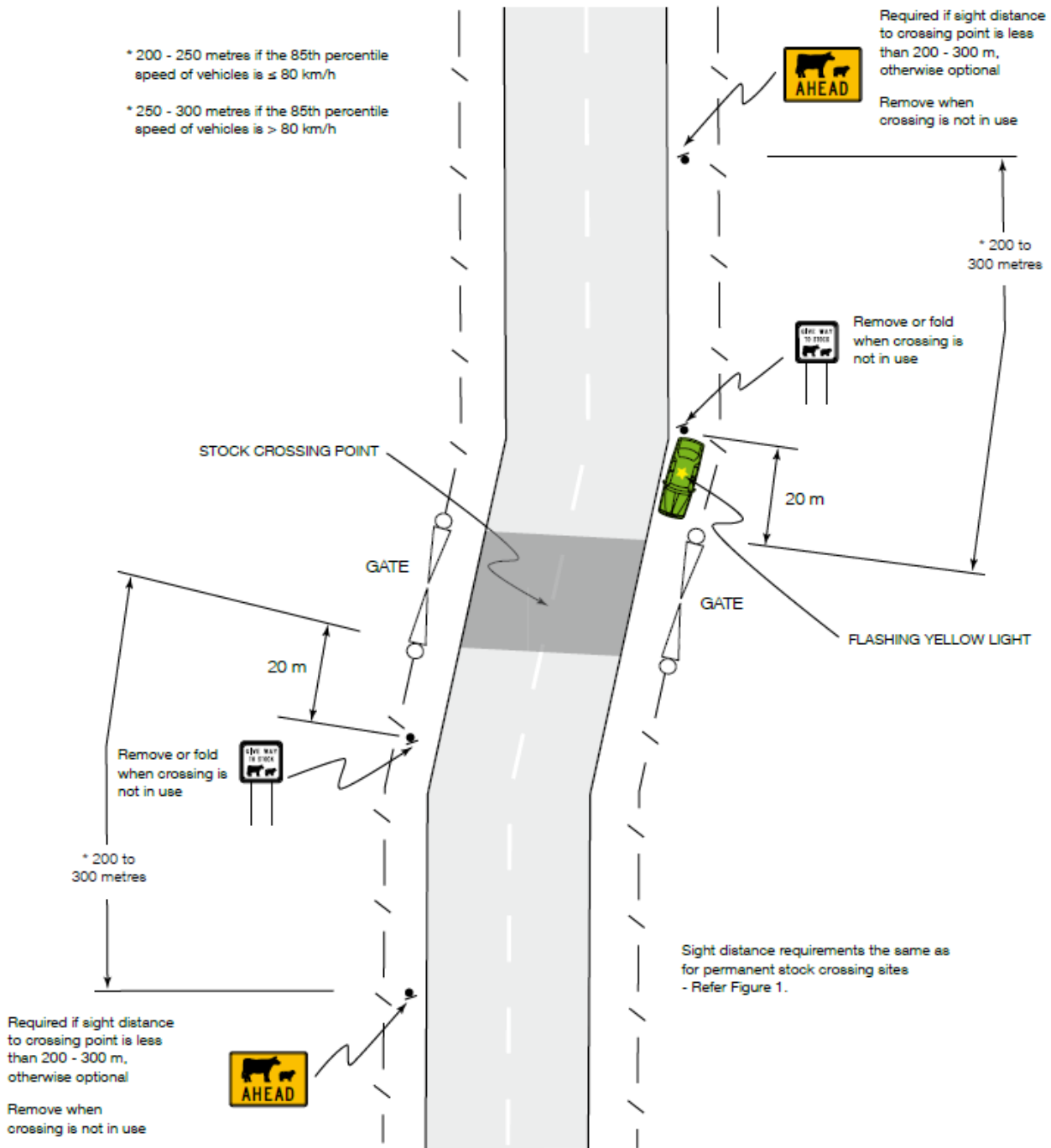
(Determine if Lighting is required and choose appropriate Figure Reference. Delete the Other Figure Reference)

As outlined in **Figure 1: requirements for High Use Stock Crossing Sites** in the *Manual for Traffic Control at Stock Crossings*.



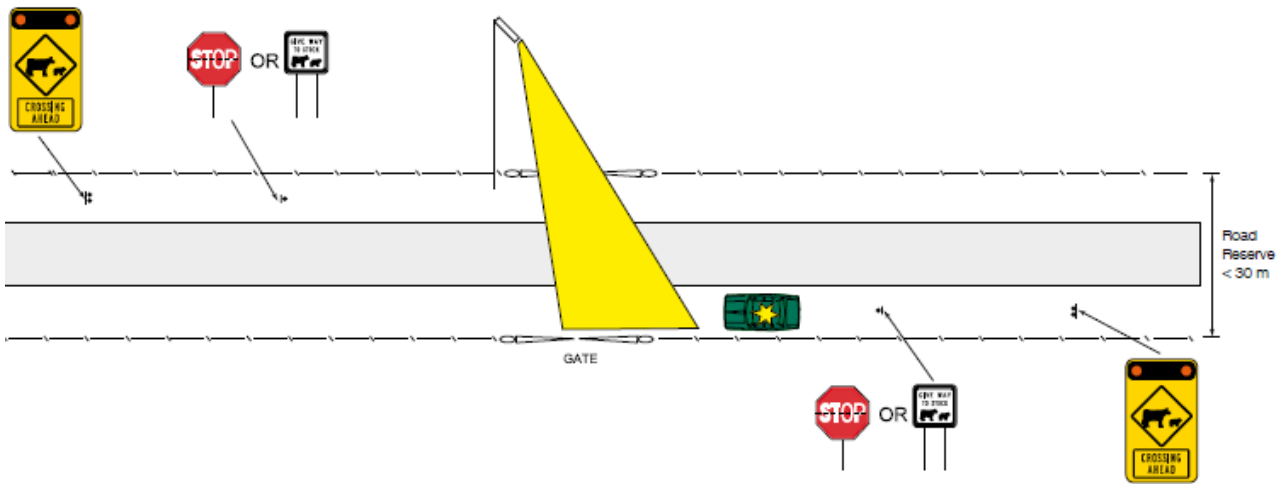
Or

As outlined in **Figure 9: requirements for Low Use Stock Crossing Sites** in the *Manual for Traffic Control at Stock Crossings*.



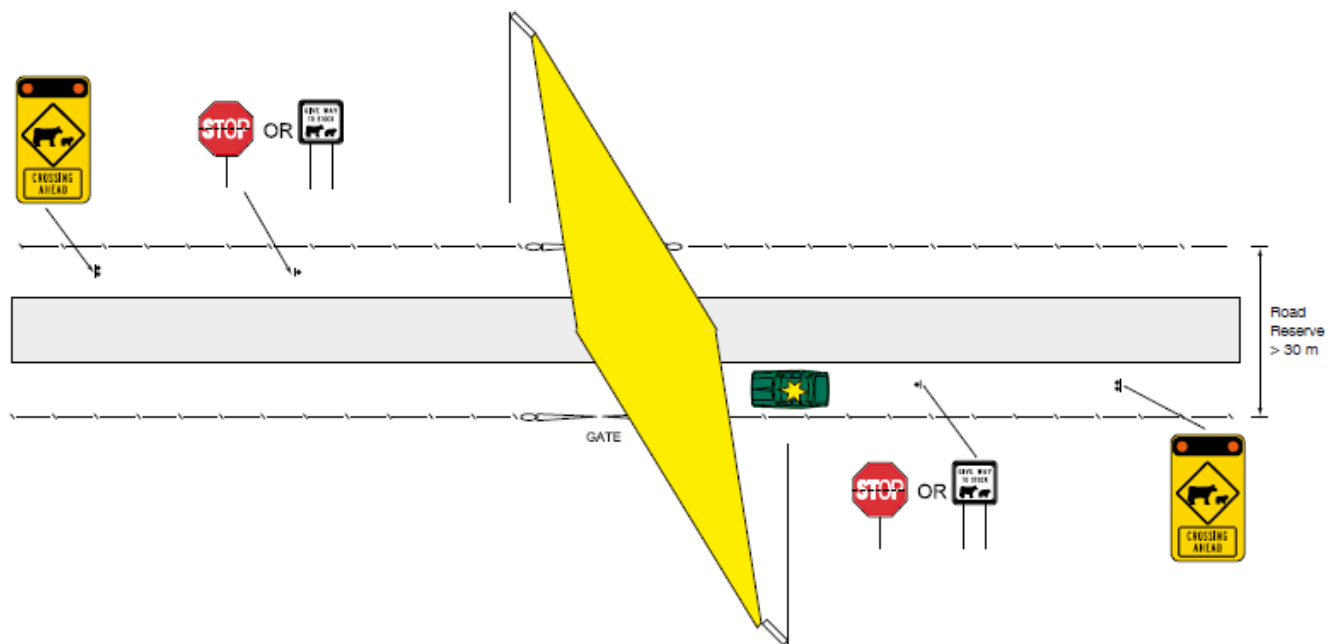
**And if applicable**

As outlined in **Figure 7: layout for night operation - road reserve < 30 m** in the *Manual for Traffic Control at Stock Crossings*.



**Or**

As outlined in **Figure 8: layout for night operation - road reserve > 30 m** in the *Manual for Traffic Control at Stock Crossings*.



**Note:**

The floodlight(s) must be approved by the relevant road authority.